

# Lead Screw Support

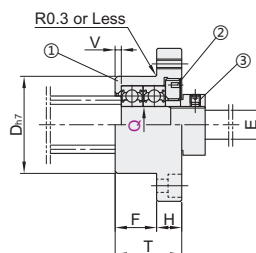
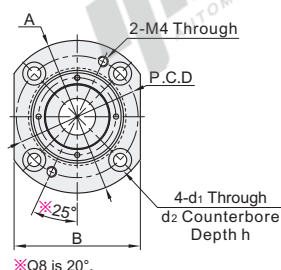
## Round Fixed Side



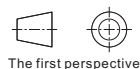
Code	Type	
LHF03	Fixed Side	Support Unit Main Body

Number	Part Name	Quantity	Material	Surface Treatment
①	Support Unit Main Body		S45C	Black Oxide
②	Collar	1		
③	Bearing Nut (with a Thread Protector)		S50C	

① Uses two preload-adjusted Bearings.



- ① Do not use without inserting the screw shaft (empty tightening). It may deform, causing it unusable.
- ② A collar for the clamp lever is not included in Q8. The clamp lever mounting dimensions will be the same as the Large Type.
- ③ For Support Side Support Unit (LHF04) details, (see next page).



Part Number		T	H	F	D	A	P.C.D.	B	d1	d2	h	V	E	Bearing Nuts	Clamp Lever	Bearing Type	Allowable Axial Load (N)
Code	Q																
LHF03	8	22		14	28	45	35	35	3.4	6.5	4		6	LEB81-M8		608ZZ	1300
	10	24	8	16	34	52	42	42	4.5	8	4.5	2.3	8	LEB81-M10	HAF73-M4-L32-J	6000ZZ	2300
	12				36	54	44	44					10	LEB81-M12		6001ZZ	2600
	15	27	10	17	40	63	50	52	5.5	9.5	5.5		12	LEB81-M15		6002ZZ	2900



Please order as shown

Part Number	Code	Q	T
LHF03	10	12	24
LHF03—Q10			



Discount price			
Per	1~3	4~	
Price	100%	Additional quotation	



Delivery	
	10